

LIFE SKILLS Project Plan Template

Four phases







The Project managing follows the four IPLE-phases of the Rocket
To complete a project, it is necessary to complete each step of the rocket:

- I = Phase of Ideas
- P = Phase of Planning
- L = Phase of Launching
- E = Phase of Evaluation

Tools for each phase

For each phase, there are mandatory tools and for each step, there are a various number of other tools:

				
Phase	Phase of Ideas	Phase of Planning	Phase of launching	Phase of Evaluation
Tool 1	Brainstorming tools	S.W.O.T.-analysis	Time/responsibility & resource plan	Client satisfaction analysis
Tool 2	Goal Director	Project planner		
Tool 3		Communications plan		

Superordinate:

Project Name:	Phase:	Language:	Level:

Key words for the project:

Aims of lesson:
Students will know about / be able to / be aware of:

Language aims:
Students will know about / be able to / be aware of:

Project Managing aims:
Students will know about / be able to / be aware of:

Procedure and methods (lesson à 90 minutes):

Activity/time	Brief description	Participants	Output/presentation

Project Plan

- With exemplary detailed lesson plan for the Phase of Ideas

Four phases



The Project managing follows the four IPLE-phases of the Rocket
To complete a project it is necessary to complete each step of the rocket:

I = Phase of Ideas





P = Phase of Planning

L = Phase of Launching

E = Phase of Evaluation

Tools for each phase

For each phase, there are mandatory tools and for each step, there are a various number of other tools:

				
Phase	Phase of Ideas	Phase of Planning	Phase of launching	Phase of Evaluation
Tool 1	Brainstorming tools	S.W.O.T.-analysis	Time/responsibility & resource plan	Client satisfaction analysis
Tool 2	Goal Director	Project planner		
Tool 3		Communications plan		

Superordinate:

Name:	Phase:	Language:	Level:
LIFESKILLS ART-PROJECT	Phase of Ideas	English as a foreign language	9 th and 10 th grade

Key words for the project:
Life skills. Entrepreneurship: Action. Creativity. Attitude. Environment. Cultural background/roots. Present situation. Future.

Local and global.
Culture and nature.
Art.

Aims of lesson:

Students will know about / be able to / be aware of:

Reflect on own cultural background

- Discuss own cultural heritage and own culture in general with country mates
- Present those ideas for young people from other countries
- Find cultural similarities and differences
- Create ideas for a common art-project which is:
- Creative, active, with reflex ions from the personal attitude taking the environment into consideration

Language aims:

Students will know about / be able to / be aware of:

- Reflect on / present / discuss an abstract matter in English
- Obtain an active vocabulary about the given subject: Cultural heritage
- Speak freely not regarding grammar. English as a tool and communication first – grammar next

Project Managing aims:

Students will know about / be able to / be aware of:

- Having learned / made a Goal Director and presented it

OR

- Having learned/ made a Project planner and presented it

Procedure and methods (lesson à 90 minutes):

Activity/time	Brief description	Participants	Output/presentation
---------------	-------------------	--------------	---------------------

Introduction 10 minutes	Introduction to the phase of ideas using the keywords by host students	Students to students	To get the process started. To give the responsibility to the students
Walk-and-talk 15 minutes	Students walking in nature discussing their cultural background. Activity in English	Fellow country mates	Awareness of own roots Obtained vocabulary about the subject
Plenum 30 minutes	Groups briefly presenting their main thoughts and keywords	All the students from the project Students to students	Knowledge of other cultures To get the courage to present in English in a foreign language in front of a bigger group
Introducing Life Skills Art-project 10 minutes	Host students tell the other students about the common art-project.	Students to students (Action, creative, attitude, environment)	Getting to know the points to ponder considering the Life Skills Art-project