

# PROJECT PLAN

- with exemplary detailed lesson plan for the Phase of Ideas

## Four phases



The Project managing follows the four IPLE-phases of the Rocket  
To complete a project it is necessary to complete each step of the rocket:

**I = Phase of Ideas**





**P = Phase of Planning**

**L = Phase of Launching**

**E = Phase of Evaluation**

## Tools for each phase

For each phase, there are mandatory tools and for each step, there are a various number of other tools:

Phase	Phase	Tool 1	Tool 2	Tool 3
	Phase of Idea	Brainstorming tools	Goal Director	
	Phase of Planning	S.W.O.T.-analysis	Project planner	Communications plan
	Phase of Launching	Time/responsibility & resource plan		
	Phase of Evaluation	Client satisfaction analysis		

## Superordinate:

Name:	Phase:	Language:	Level:
LIFESKILLS ART-PROJECT	Phase of Ideas	English as a foreign language	9 <sup>th</sup> and 10 <sup>th</sup> grade

Key words for the project:
<p>Life skills.            Entrepreneurship: Action. Creativity. Attitude. Environment.            Cultural background/roots. Present situation. Future.            Local and global.            Culture and nature.            Art.</p>

Aims of lesson:
<p>Students will know about / be able to / be aware of:</p> <p><u>Reflect on own cultural background</u></p> <ul style="list-style-type: none"> <li>• Discuss own cultural heritage and own culture in general with country mates</li> <li>• Present those ideas for young people from other countries</li> <li>• Find cultural similarities and differences</li> <li>• Create ideas for a common art-project which is:</li> <li>• Creative, active, with reflex ions from the personal attitude taking the environment into consideration</li> </ul>

Language aims:
<p>Students will know about / be able to / be aware of:</p> <ul style="list-style-type: none"> <li>• Reflect on / present / discuss an abstract matter in English</li> <li>• Obtain an active vocabulary about the given subject: Cultural heritage</li> <li>• Speak freely not regarding grammar. English as a tool and communication first – grammar next</li> </ul>

<b>Project Managing aims:</b>
<p><u>Students will know about / be able to / be aware of:</u></p> <ul style="list-style-type: none"> <li>• Having learned / made a Goal Director and presented it</li> </ul> <p style="text-align: center;">OR</p> <ul style="list-style-type: none"> <li>• Having learned/ made a Project planner and presented it</li> </ul>

## Procedure and methods (lesson of 90 minutes):

<b>Activity/time</b>	<b>Brief description</b>	<b>Participants</b>	<b>Output/presentation</b>
Introduction 10 minutes	Introduction to the phase of ideas using the keywords by host students	Students to students	To get the process started. To give the responsibility to the students
Walk-and-talk 15 minutes	Students walking in nature discussing their cultural background.  Activity in English	Fellow country mates	Awareness of own roots  Obtained vocabulary about the subject
Plenum 30 minutes	Groups briefly presenting their main thoughts and keywords	All the students from the project  Students to students	Knowledge of other cultures  To get the courage to present in English in a foreign language in front of a bigger group
Introducing LifeSkills Art-project 10 minutes	Host students tell the other students about the common art-project.	Students to students  (Action, creative, attitude, environment)	Getting to know the points to ponder considering the LifeSkills Art-project
Brain-storming by Post-it Method	Trying to sort out the different ideas and angles of the LifeSkills project	Mixed groups Students with students	Creating a lot of ideas for the final lesson of the Phase of Ideas

2<sup>nd</sup> lesson: Goal Director and/or Project Planner. Theory and competition